

CHALET

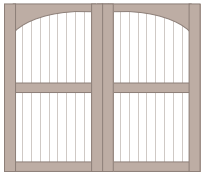


CHALET SPECS

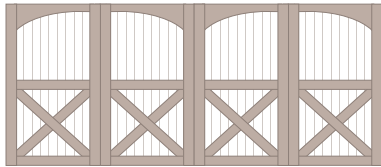
LIMITED LIFETIME WARRANTY †

Panel Styles This is a small sampling of all available panels and skins.

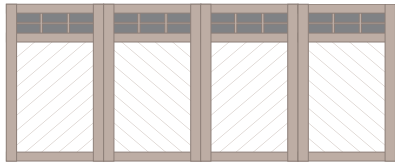
Choose from faux-over-steel or faux-over-faux.
Faux is dense polyurethane foam textured like wood.



Standard Arch [9007]



Arched Barn Door [9011D]



Chevron with Windows [9014]

Insulation

Add insulation for thermal efficiency, noise reduction, durability, and minimal upkeep.

i4 R14

Steel + 2 Insulation Layers + Steel

i4 R18

Cladding + Steel + 2 Insulation Layers + Steel

Window Tint

Insulated glass options are available for most window types. Glass and acrylic have different tints.

Glass/Acrylic



Clear



Frosted



Bronze (tinted)



Gray (tinted)




Smoked (tinted)


Laminate



Clear



White



Black

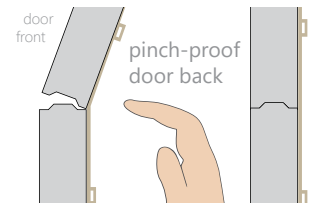
Hardware

Includes roller, track and accessories for a strong and lasting door system.

Martin Premium Hardware Package



Limited Lifetime Warranty †



Wood Colors

Wood Stains | 5 Year Warranty †



Walnut Dark Medium Ash Natural



White Black Weathered Gray

Wood Species



Beachwood Barnwood Pecky

Steel Color Options

Long-lasting baked-on enamel steel paint.*



White Mist Light Almond Dark Brown Desert Taupe Black Bronze

Duo-Tone Finish Option

Combine two color choices on one Chalet door. Choose two complementary finishes to enhance the look of your home.



Light Almond & Walnut Wood Grain



Weathered Gray Steel & Ash Wood Grain

The above samples are just a very small example of combinations from our 140+ color selection. Find more color combinations with our online Door Builder.

*** Please obtain physical samples before ordering.***

† See manufacturer's written warranty for details and limitations.

* Available in steel only.

CONTACT YOUR MARTIN DOOR DEALER TODAY

Door Builder

Use your own home photo to configure a custom garage door in minutes!



2828 S 900 W, Salt Lake City, UT 84119
1-800-388-9310
martindoor.com

