

ATHENA

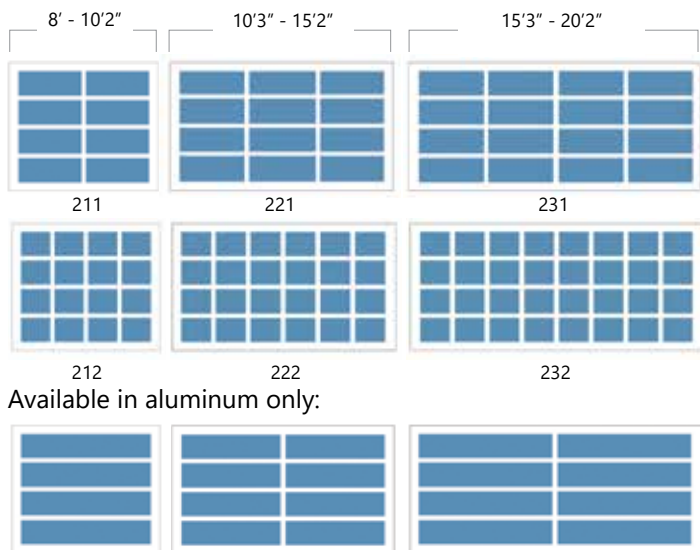


ATHENA SPECS

LIMITED LIFETIME WARRANTY †

Panel Styles

23/24 gauge steel or 14 gauge aluminum.



Available in aluminum only:

Athena Styles


Standard
Clear anodized aluminum, narrow borders, standard hardware.

Supreme
Any anodized or powder color, wide borders, premium hardware.


Standard Colors

Long-Lasting baked-on enamel paint.

Paint*



Wood Grain*



Popular Powder Coat Finishes

Steel or Aluminum (smooth or embossed)



Solid



Metallic




Window Tint

Insulated glass options are available for most window types. Glass and acrylic have different tints.

Glass/Acrylic



Laminate



Insulation

Add insulation for thermal efficiency, noise reduction, durability, and minimal upkeep.



Insulated Frame Upgrade

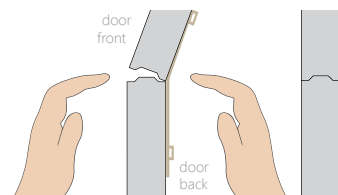
Hardware

Includes roller, track and accessories for a strong and lasting door system.

Martin Premium Hardware Package



Limited Lifetime Warranty †




Full pinch-proof joint is available in steel and aluminum Athena.

Anodized Finish

A natural looking, durable, and corrosion-resistant finish. Other colors available upon request.

Aluminum



Texture

Smooth or embossed textures are available on this door.



*** Please obtain physical samples before ordering. ***

† See manufacturer's written warranty for details and limitations. *Available in steel only.

CONTACT YOUR MARTIN DOOR DEALER TODAY

Door Builder

Use your own home photo to configure a custom garage door in minutes!



2828 S 900 W, Salt Lake City, UT 84119
1-800-388-9310
martindoor.com

